



Į Kiniją importuojančių maisto produktų gamintojų registras CIFER

GACC dekretas Nr. 248 trumpai:

- Importuojamų maisto produktų gamintojų registravimo ir administravimo nuostatai.
- Įsigalioja nuo 2022 m. sausio 1 d.
- Pakeičia importuojamų maisto produktų gamintojų registravimo administracines priemones (Dekretas 145).
- Nuoroda į dekreto [tekstą](#)

Registracijos būdai, priklausomai nuo produkto kategorijos

(1)
Registracija
nereikalinga

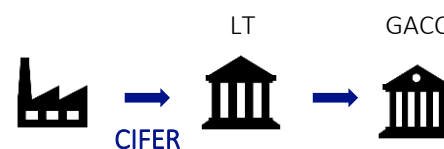
Tęsti kaip įprastai

(2)
Registracija per
[cifer.SINGLEWINDOW](https://cifer.singlindow.lt)



Be Lietuvos
kompetentingos
institucijos
patvirtinimo

(3)
Registracija per
[cifer.SINGLEWINDOW](https://cifer.singlindow.lt)



Su Lietuvos
kompetentingos
institucijos patvirtinimu

(4)
Kai nėra aiškiai
apibrėžta

Susisiekiite su savo
importuotoju, kad
sužinotumėte į
kokią kategoriją (1, 2
ar 3) patenka jūsų
produktas

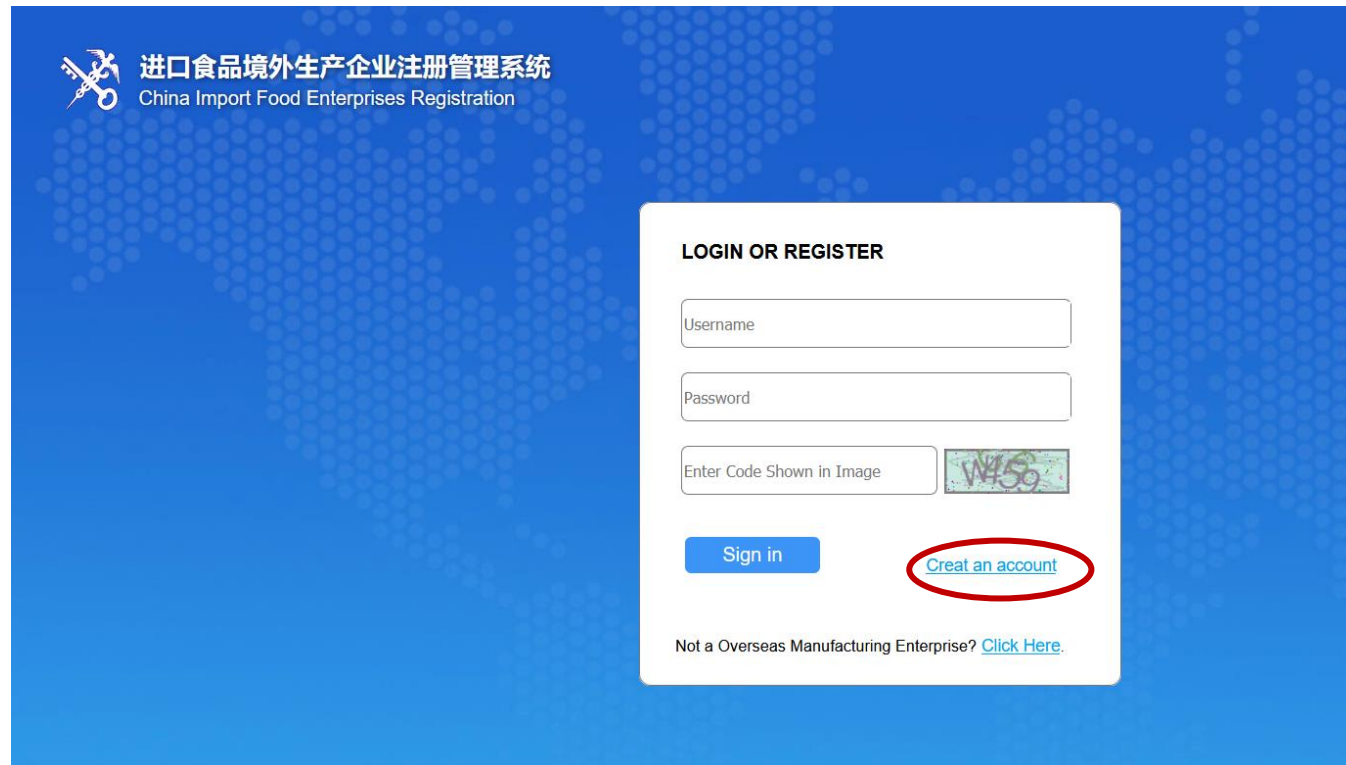
Pasitikrinti, koku būdu turite registruoti savo produktus, galite VMVT tinklalapyje: [CIFER HS kodai](#) pagal jūsų eksportuojamam produktui priskiriamą Kombinuotosios nomenklaturės kodą dokumente nurodyta „Yes“ jei reikalingas VMVT patvirtinimas, „No“ jei nereikalingas, jei jūsų eksportuojami produktai nepatenka į sąrašą, registracija nereikalinga.

Registracija per cifer.SINGLEWINDOW

1. Svetainės adresas: <https://cifer.singlewindow.cn>

NENAUDOTI
<http://spj.customs.gov.cn/cifer/>

2. Sukurkite profilį



The screenshot shows the login/register interface for the China Import Food Enterprises Registration system. The page has a blue background with a white login/register box in the center. The box contains the following elements:

- Logo and text: 进口食品境外生产企业注册管理系统 (China Import Food Enterprises Registration)
- Form title: LOGIN OR REGISTER
- Input fields: Username, Password, and Enter Code Shown in Image (with a CAPTCHA image showing 'W456').
- Buttons: A blue 'Sign in' button and a blue 'Create an account' link, which is circled in red.
- Footer: Not a Overseas Manufacturing Enterprise? [Click Here.](#)

Registracija per cifer.SINGLEWINDOW

Abroad Enterprise Registration

ENTERPRISE NAME/ADDRESS INFORMATION

*Username

*Password

*Confirm password

*Located Country(Region)

Located Country(Region) Register Number

*Workplace

Work Department

Job Title

*Contacts

*Contact Mobile

Contact Fax

Mobile

*Contact Address

*E-mail

Remarks

3) Pasirinkite « EN » (versija anglų kalba)

4) Vartotojo vardas ir slaptažodis: Jūsų sugalvotas, nebūtina nurodyti Jūsų įmonės pavadinimo.

5) Šalis (regionas): pasirinkite LT

6) Veterinarinio patvirtinimo numeris

Registracija per cifer.SINGLEWINDOW

Abroad Enterprise Registration

EN 中

ENTERPRISE NAME/ADDRESS INFORMATION

*Username	TESTafscA
*Password
*Confirm password
*Located Country(Region)	BEL-比利时
Located Country(Region) Register Number	LT-12-34
*Workplace	VMVT
Work Department	
Job Title	
*Contacts	VARDENIS PAVARDENIS
*Contact Mobile	+3706012345
Contact Fax	
Mobile	
*Contact Address	Siesikų 19, Vilnius
*E-mail	123@123.lt
Remarks	

Register now

7) „Workplace“: įmonės pavadinimas

8) „Contacts, Contact Mobile, E-mail“: kontaktinio asmens vardas, pavardė, telefono numeris ir el. paštas

9) „Contact address“: adresas

11) **Saugokite savo vartotojo vardą ir slaptažodį!** Slaptažodžio atkūrimo procedūra yra labai sudėtinga.

12) Spustelėkite «Register Now»

Registracija per cifer.SINGLEWINDOW


13) Prisijunkite prie svetainės adresu: <https://cifer.singlewindow.cn>

进口食品境外生产企业注册管理系统
China Import Food Enterprises Registration

LOGIN OR REGISTER

Username

Password

Enter Code Shown in Image 

Sign in [Create an account](#)

Not a Overseas Manufacturing Enterprise? [Click Here](#).

NENAUDOTI

<http://spj.customs.gov.cn/cifer/>

14) Įveskite savo vartotojo vardą ir slaptažodį

15) Įveskite 4 skaitmenų kodą paveikslėlyje, esančiame mažame langelyje dešinėje

16) Spustelėkite «Sign in»

Registracija per cifer.SINGLEWINDOW

国际贸易单一窗口 | China Import Food Enterprise Registration

afscaTEST 退出

首页 关闭操作

系统公告

标题	发布日期	发布者
 关于保障进出口企业权益的重要通知	2020/09/23	中国电子口岸数据中心
 重要通知	2018/11/30	中国电子口岸数据中心

17) Spustelėkite savo paskyros pavadinimą

Registracija per cifer.SINGLEWINDOW

中国国际贸易单一窗口 | User information management

Welcome!, afscatest | Theme | Exit

Home page

Close

User information <

Modify the password. <

Modify the phone number. <

Complete the register number. <

Account Information

Username: AFSCATEST	Located Country(Region): Belgium	Located Country(Region) Register Number: favv001
Workplace: AFSCA	Job Title:	Work Department:
Contacts: favv	Contact Mobile: 003211111111	Contact Address: Av boulevard test

Information Changes: Changing the enterprise name, contacts, contact address and other relevant information. [Modify](#)

18) Užpildykite reikiamą informaciją, jei dar neužpildėte („Job Title“ ir „Work Department“ nėra privalomi).

Patikrinkite ar yra įvestas „**Located Country (Region) Registrar Number**“. Jei ne spustelėkite «**Complete the register number**» ir įveskite savo vet. patvirtinimo Nr.

Registracija per cifer.SINGLEWINDOW

19) Prisijunkite prie svetainės adresu: <https://cifer.singlewindow.cn>



20) Norėdami sužinoti ar turite registruotis su kompetentingos institucijos patvirtinimu, ar be jo ir pagal kurią produktų kategoriją turite registruotis: spustelėkite «Product type query» kairėje lango pusėje.

Registracija per cifer.SINGLEWINDOW

The screenshot shows the 'Product type query' interface on the China Import Food Enterprise Registration website. The page header includes the logo and name of the 'China International Trade Single Window' and 'China Import Food Enterprise Registration'. The sidebar on the left contains navigation options: 'China Import Food Enterprise Registration', 'Application for register', 'Intergrated query', 'Product type query', and 'Operation manual'. The main content area features a 'Screening conditions' section with two input fields: 'HS code' (containing '220300') and 'Product name'. Below these fields are two buttons: 'Query' (circled in red) and 'Reset'. A red arrow points from the 'Query' button to the 'HS code' field. Below the search form is a table with the following data:

Order No.	HS code	Product name	CIQ code	CIQ name	Product category	Officially reco...
1	2203000000	麦芽酿造的啤酒	999	麦芽酿造的啤酒	发酵酒及其配制酒	NO

21) Įveskite savo produkto Kinijos HS kodą. Jei nesate tikri dėl savo Kinijos HS kodo, įveskite 6 pirmuosius HS kodo skaitmenis. Tada spustelėkite „Query“ ir sąrašas raskite savo produktą.

Pastaba: Sąrašas yra tik kinų kalba.

Registracija per cifer.SINGLEWINDOW

应用 中国国际贸易单一窗口 | China Import Food Enterprise Registration afscatest

China Import Food Enterprise Registration

Application for register

Intergrated query

Product type query

Operation manual

Product type query

Screening conditions

HS code: 220300

Product name

Query Reset

Order No.	HS code	Product name	CIQ code	CIQ name	Product category	Officially reco...
1	2203000000	麦芽酿造的啤酒	999	麦芽酿造的啤酒	发酵酒及其配制酒	NO

22) Paskutiniai du stulpeliai nurodo produkto kategoriją, pagal kurią produktas turi būti užregistruotas CIFER (**atsiminkite šią produkto kategoriją**) ir ar reikia jūsų kompetentingos institucijos patvirtinimo, ar ne (TAIP/NE).

Registracija per cifer.SINGLEWINDOW

The screenshot shows the 'China Import Food Enterprise Registration' web application. The top navigation bar includes the logo and text '中国国际贸易单一窗口 | China Import Food Enterprise Registration' and the user identifier 'afscatest'. The left sidebar contains a menu with the following items: 'China Import Food Enterprise Registration', 'Application for register' (highlighted with a red circle), 'Intergrated query', 'Product type query', and 'Operation manual'. The main content area is titled 'Product type query' and features a 'Screening conditions' section with input fields for 'HS code' (containing '220300') and 'Product name'. Below these fields are 'Query' and 'Reset' buttons. A table below displays the search results:

Order No.	HS code	Product name	CIQ code	CIQ name	Product category	Officially reco...
1	2203000000	麦芽酿造的啤酒	999	麦芽酿造的啤酒	发酵酒及其配制酒	NO

23) Spustelèkite «Application for register»

Registracija per cifer.SINGLEWINDOW

The screenshot shows the 'Application for register' page in the 'China Import Food Enterprise Registration' system. The interface is in Chinese and English. The top navigation bar includes the logo of the 'China International Trade Single Window' and the text 'China Import Food Enterprise Registration'. The left sidebar contains a menu with options: 'China Import Food Enterprise Registration', 'Application for register', 'Intergrated query', 'Product type query', and 'Operation manual'. The main content area displays a list of product categories for selection, each with a dropdown arrow:

- Aquatic products
- Enterprise registration, Please select the product category
- Vegetables and vegetable products (Fresh and dehydrated vegetables are excluded)
- Grain products and other products
- Tea
- Nuts and seeds products
- Alcoholic beverages

Below the 'Alcoholic beverages' category, there are three sub-categories with corresponding icons:

- Fermented wines and prepared Fermented wines (icon: wine bottle and grapes)
- Distilled spirits and prepared Distilled spirits (icon: bottle and glass)
- other Spirits and Edible alcohol (icon: bottle with 70% label)

At the bottom, there is a 'Beverages and frozen beverages' category with a dropdown arrow.

24) Pasirinkite prekių kategoriją, kokią ką tik matėte lentelėje su HS kodu.

Registracija per cifer.SINGLEWINDOW

25)“Basic information” * privalomi užpildyti laukeliai

« 首页 Application for register Fermented wines and prepared Fermented wines

Basic information Production-related information Declaration information Attachment Information

Save delete current state : saved

Basic information of the enterprises

*Country (Region) 比利时-Belgium	*Registration number approved by located competent authority favv001	Name of the registration approval competent authority FASFC
Registration number (in China)	Registration date (in China)	Registration expiration date (in China)
*Enterprise name AFSCAtest	*Plant establishment time 2018-11-25	*State/Province/Territory Antwerpen
*Address of manufacturing facility rue du test		
*Legal representative - name Test	*Legal representative - contact number 047123456789	*Legal representative - email address test.test@favv-afscab.be
*Contact person - name Test	*Contact person - phone number 047123456789	*Contact person - E-mail test.test@favv-afscab.be
Date of reconstruction and expansion	Item of reconstruction and expansion	Production facilities of reconstruction and expansion
Remarks		

Registracija per cifer.SINGLEWINDOW

25) “Basic information” * privalomi užpildyti laukeliai

The screenshot shows a web interface for 'Application for register' under the category 'Fermented wines and prepared Fermented wines'. The 'Basic information' tab is active. The form includes a 'Save' button and a 'delete' button. A red message indicates 'current state : saved'. The form fields are as follows:

Field Label	Value
*Country (Region)	比利时-Belgium
*Registration number approved by located competent authority	favv001
Name of the registration approval competent authority	FASFC
Registration number (in China)	
Registration date (in China)	
Registration expiration date (in China)	

“Basic information of the enterprises”

„Country (Region)“ ir „Registration number approved by the located competent authority“ užpildomas automatiškai. Jo keisti negalima.

„Registration date (in China)“, „Registration expiration date (in China)“ ir „Registration number (in China)“ pilkos spalvos laukelius užpildys GACC, patvirtinus registracijos paraišką.

Registracija per cifer.SINGLEWINDOW

25) * privalomi užpildyti laukeliai

*Enterprise name

AFSCAtest

*Plant establishment time

2018-11-25

*State/Province/Territory

Antwerpen

*Address of manufacturing facility

rue du test

*Legal representative - name

Test

*Legal representative - contact number

047123456789

*Legal representative - email address

test.test@favv-afsca.be

*Contact person - name

Test

*Contact person - phone number

047123456789

*Contact person - E-mail

test.test@favv-afsca.be

Įmonės įsteigimo data: gamybos pradžia

Registracija per cifer.SINGLEWINDOW

26) „Licensed production certificate issued by the competent authority of the country (region)“ paspaudę «Upload attachments» įkelkite VMVT direktoriau įsakymą dėl gyvūninio maisto tvarkymo subjekto patvirtinimo“

*Licensed production certificate issued by the competent authority of the country (region)

Upload attachments

Products to be registered/added to China

+Add

Order NO.	Product name	HS/CIQ code	Brand name	Number of storage warehouse	Capacity of storage warehouse	Operation
1	Testproduct1	2203000000999	Testbrand1	-	-	Edit Delete

Showing 1 to 1 of 1 rows

Export trade history in recent 2 years

+Add

Order NO.	Product name	Year	Country	Operation
1	Testproduct1	2021	中国-China	Edit Delete

Showing 1 to 1 of 1 rows

Registracija per cifer.SINGLEWINDOW

27) „Products to be registered/added to China“

Spustelėkite «Add», kad po vieną pridėtumėte norimus registruoti produktus. Spustelėjus «Add» pasirodys įvesties laukas. Jei į Kiniją reikia eksportuoti kelis produktus, kai baigėte įvesti visą vieno produkto informaciją, dar kartą spustelėkite «Add», kad pridėtumėte kito produkto, kurį norite eksportuoti į Kiniją, informaciją.

*Licensed production certificate issued by the competent authority of the country (region)

[Upload attachments](#)

Products to be registered/added to China

[+Add](#)

Order NO.	Product name	HS/CIQ code	Brand name	Number of storage warehouse	Capacity of storage warehouse	Operation
1	Testproduct1	2203000000999	Testbrand1	-	-	Edit Delete

Showing 1 to 1 of 1 rows

Export trade history in recent 2 years

[+Add](#)

Order NO.	Product name	Year	Country	Operation
1	Testproduct1	2021	中国-China	Edit Delete

Showing 1 to 1 of 1 rows

Registracija per cifer.SINGLEWINDOW

28) „Products to be registered/added to China“:

“Production type”: pasirinkite tinkamą gamybos tipą.

“Specific products for export to China”: nurodykite produkto kategoriją.

“HS/CIQ code”: pasirinkite savo gaminio kinų HS kodą ir CIQ kodą.

“Product brand”: prekės ženklo pavadinimas

The screenshot shows a web form titled "Products to be registered/added to China". The form contains several fields and a dropdown menu. Red arrows from the text on the left point to the following fields:

- *Production type**: A radio button group with options: production, processing, storage.
- *Specific products for export to China**: A text input field containing "Beer".
- *HS/CIQ code**: A dropdown menu showing a list of codes and their corresponding Chinese descriptions. The first item is selected and highlighted in blue: "2202910011-含濒危动植物成份散装无醇啤酒". Other visible items include "2202910019-其他散装无醇啤酒", "2202910091-含濒危动植物成份其他包装无醇啤酒", "2202910099-其他包装无醇啤酒", "2203000000-麦芽酿造的啤酒", and "2204100000-葡萄汽酒".
- *Product brand**: A text input field.

Other fields visible in the form include "Number of storage warehouse", "Capacity of storage warehouse (cubic meters)", and "*Designed annual production and processing capacity". At the bottom right, there are "Save" and "Reset" buttons.

Registracija per cifer.SINGLEWINDOW

29) „Products to be registered/added to China“:

„Designed annual production and processing capacity“ ir „Actual production and processing capacity“ nurodyti tonomis per metus.

Pridėkite gaminio nuotrauką „Add file“.

Spustelėkite «Save»

Products to be registered/added to China

Number of storage warehouse

Capacity of storage warehouse (cubic meters)

*Designed annual production and processing capacity (tons/year)

*Actual production and processing capacity (tons/year)

Tips:*.jpg!*.jpeg!*.gif!*.png!*.bmp!*.pdf files can be uploaded. The size of single file cannot be exceed 4MB.

Order No.	Attachment type	Attachment name	Operation
1	Product photo	-	-

Registracija per cifer.SINGLEWINDOW

30) „Products to be registered/added to China“

Jūsų produktas bus rodomas lentelėje.

Jei norite pridėti naują produktą, dar kartą spustelėkite «Add».

*Licensed production certificate issued by the competent authority of the country (region)

[Upload attachments](#)

Products to be registered/added to China

[+Add](#)

Order NO.	Product name	HS/CIQ code	Brand name	Number of storage warehouse	Capacity of storage warehouse	Operation
1	Testproduct1	2203000000999	Testbrand1	-	-	Edit Delete

Showing 1 to 1 of 1 rows

Export trade history in recent 2 years

[+Add](#)

Order NO.	Product name	Year	Country	Operation
1	Testproduct1	2021	中国-China	Edit Delete

Showing 1 to 1 of 1 rows

Registracija per cifer.SINGLEWINDOW

32) „[Export trade history in recent 2 years](#)“: pridėkite kiekvieno produkto eksporto prekybos istoriją per pastaruosius 2 metus.

Spustelėkite «Add».

*Licensed production certificate issued by the competent authority of the country (region)

[Upload attachments](#)

[Products to be registered/added to China](#)

[+Add](#)

Order NO.	Product name	HS/CIQ code	Brand name	Number of storage warehouse	Capacity of storage warehouse	Operation
1	Testproduct1	2203000000999	Testbrand1	-	-	Edit Delete

Showing 1 to 1 of 1 rows

[Export trade history in recent 2 years](#)

[+Add](#)

Order NO.	Product name	Year	Country	Operation
1	Testproduct1	2021	中国-China	Edit Delete

Showing 1 to 1 of 1 rows

Registracija per cifer.SINGLEWINDOW

33) „Export trade history in recent 2 years“:

„Export product variety“: pasirinkite vieną iš savo gaminių (tačiau pakartokite veiksmažodį kiekvienam produktui, kurį norite užregistruoti).

„Time of export“: pasirinkite 2019, 2020 arba 2021 metus (veiksmažodį turite kartoti kiekvienai prekei kiekvienais metais).

„Export country or region“: pasirinkite Kiniją, jei jau turite eksporto prekybos Kinijoje istoriją. Kitu atveju pasirinkite šalį, į kurias jau eksportavote (pakartokite veiksmažodį).

Spustelėkite «Save»

The screenshot shows a web form titled "Export trade history in recent 2 years". It contains three input fields: "Export product variety" with the value "Testproduct1", "Time of export" with the value "2020", and "Export country or region" with the value "中国-China". At the bottom of the form, there are two buttons: "Save" and "Reset". The "Save" button is circled in red. Red arrows point from the text on the left to each of the three input fields.

Registracija per cifer.SINGLEWINDOW

34) „Export trade history in recent 2 years“

Spustelèkite «Next page»

Export trade history in recent 2 years

+Add

Order NO.	Product name	Year	Country	Operation
1	Testproduct1	2021	中国-China	Edit Delete
2	Testproduct1	2020	中国-China	Edit Delete

Showing 1 to 2 of 2 rows

[Next page](#)

Registracija per cifer.SINGLEWINDOW

35) „Raw material/ingredient information“

Spustelèkite «Add»

Raw material/ingredient information

+Add

Order NO.	Product name	Raw material	Country	Proportion	Operation
1	Testproduct1	Testa	比利时-Belgium	1/3	Edit Delete

Showing 1 to 1 of 1 rows

Production correspondence

+Add

Order NO.	Product name	Name of affiliated company	Registration number	Operation
1	Testproduct1	ABC	LA345678	Edit Delete

Showing 1 to 1 of 1 rows

Production and processing water

*Water source

Municipal water Enterprise owned water source

*Whether to test water quality of production and processing water

Yes No

Registracija per cifer.SINGLEWINDOW

36) „Raw material/ingredient information“:

„Specific products for export to china“: pasirinkite gaminį.

„Raw material/ingredient name“: nurodykite naudojamą žaliavą.

„Origin country/region of raw material“: nurodykite žaliavos kilmės šalį.

„Proportion of raw material/ingredient in the product“: nurodykite žaliavos proporciją (tikslumo nereikia).

Pakartokite veiksmą su kiekviena žaliava spustelėdami «Add».

Raw material/ingredient information

Specific products for export to China: Testproduct1

+Add

Raw material/ingredient name: Malt

Origin country/region of raw material: 法国-France

Proportion of raw material/ingredient in the product: 1/8

Save Reset

Spustelėkite «Save»

Registracija per cifer.SINGLEWINDOW

37) „Raw material/ingredient information“

Lentelėje matysite visą konkretaus produkto žaliavą.

Spustelėkite „Add“, kad pridėtumėte žaliavą kitam produktui.

Raw material/ingredient information

+Add

Order NO.	Product name	Raw material	Country	Proportion	Operation
1	Testproduct1	Testa	比利时-Belgium	1/3	Edit Delete
2	Testproduct1	Malt	法国-France	1/8	Edit Delete
3	Testproduct1	Hop	比利时-Belgium	2/8	Edit Delete

Showing 1 to 3 of 3 rows

Registracija per cifer.SINGLEWINDOW

neprivaloma

38) „Production correspondence“

Spustelėkite „Add“, jei žaliavos gamintojas, pavyzdžiui, turi kinišką registracijos numerį

Raw material/ingredient information

+Add

Order NO.	Product name	Raw material	Country	Proportion	Operation
1	Testproduct1	Testa	比利时-Belgium	1/3	Edit Delete

Showing 1 to 1 of 1 rows

Production correspondence

+Add

Order NO.	Product name	Name of affiliated company	Registration number	Operation
1	Testproduct1	ABC	LA345678	Edit Delete

Showing 1 to 1 of 1 rows

Production and processing water

*Water source

Municipal water Enterprise owned water source

*Whether to test water quality of production and processing water

Yes No

Registracija per cifer.SINGLEWINDOW

38) „Production and processing water“: pasirinkite tinkamą variantą, atsižvelgdami į situaciją.

Raw material/ingredient information

+Add

Order NO.	Product name	Raw material	Country	Proportion	Operation
1	Testproduct1	Testa	比利时-Belgium	1/3	Edit Delete

Showing 1 to 1 of 1 rows

Production correspondence

+Add

Order NO.	Product name	Name of affiliated company	Registration number	Operation
1	Testproduct1	ABC	LA345678	Edit Delete

Showing 1 to 1 of 1 rows

Production and processing water

*Water source

Municipal water Enterprise owned water source

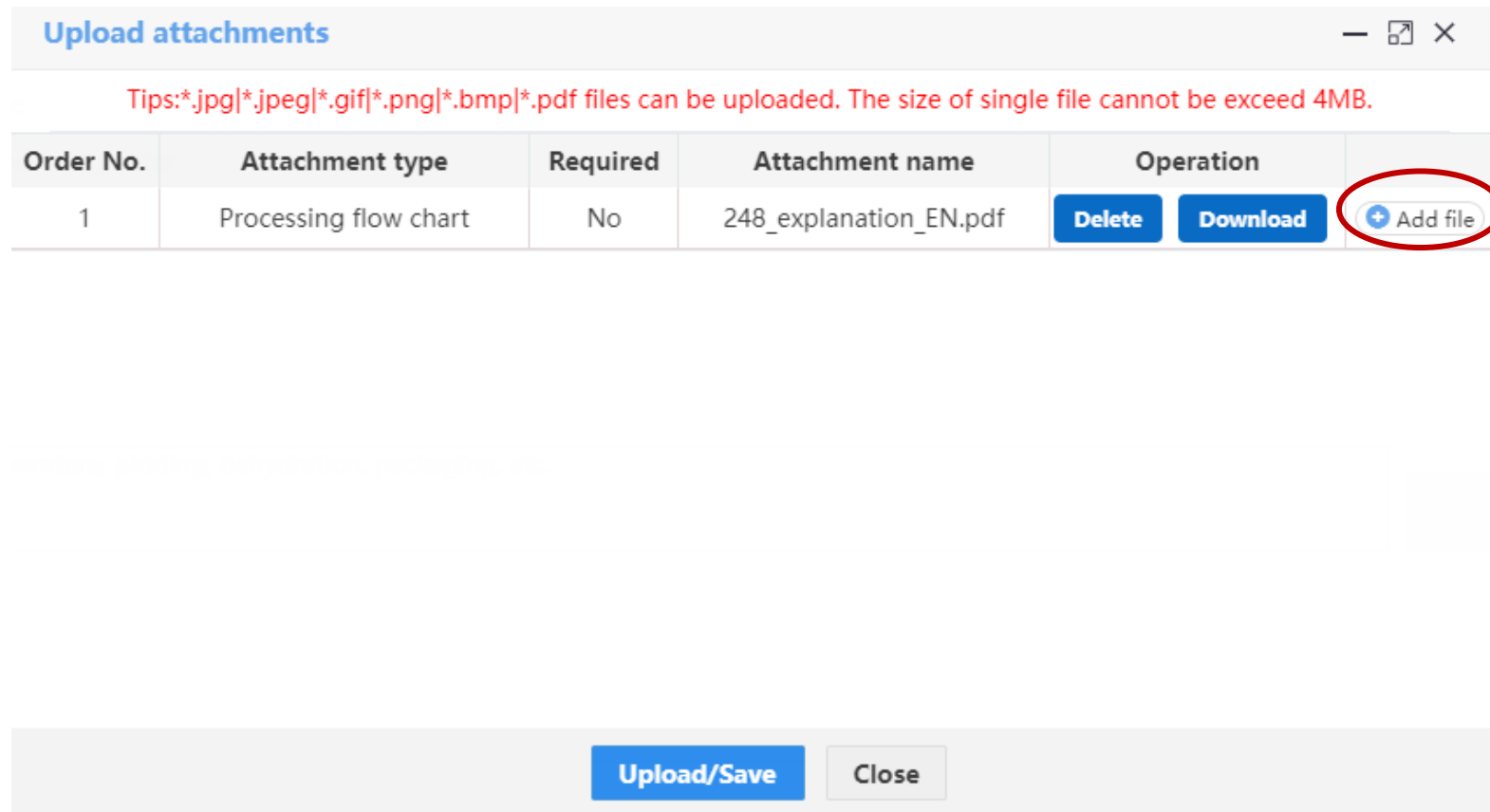
*Whether to test water quality of production and processing water

Yes No

Registracija per cifer.SINGLEWINDOW

41) „Upload attachments“

Spustelėkite «Add file» norėdami įkelti produkto (ų) srauto diagramą (as)



Upload attachments

Tips:*.jpg|*.jpeg|*.gif|*.png|*.bmp|*.pdf files can be uploaded. The size of single file cannot be exceed 4MB.

Order No.	Attachment type	Required	Attachment name	Operation	
1	Processing flow chart	No	248_explanation_EN.pdf	Delete	Download

+ Add file

Upload/Save Close

Registracija per cifer.SINGLEWINDOW

42) „Human resources“:

„Total number of employees“- įveskite darbuotojų skaičių;

„Number of management and technical personnel“- įveskite vadovybės, techninio personalo skaičių.

Spustelėkite «Next page».

Production process

*Specific processing methods

such as cleaning, heat/cold treatment time and temperature, pickling, dehydration, packaging, etc.

Upload attachments

Human resources

*Total number of employees

*Number of management and technical personnel

Previous page

Next page

Registracija per cifer.SINGLEWINDOW

43) „declaration of manufactuer“

Atsisiųskite „enterprise declaration“, užpildykite ją ir įkelkite.

Spustelėkite «Next page».

Basic information Production-related information **Declaration information** Attachment Information

declaration of manufactuer

*Please download the enterprise declaration, and sign as required,upload scanned copy

current state : saved

Declaration of the manufacturer

We hereby declare that the information and related materials submitted by this manufacturer are true and complete, and can meet the relevant regulations of China and _____ (name of exporting country or region) and the *Regulations of the People's Republic of China on the Registration and Administration of Overseas Manufacturers of Imported Food*.

Name and position of the legal representative of the manufacturer

Signature and seal of the legal representative Date :

Registracija per cifer.SINGLEWINDOW

44) „Attachment information“

Įsitikinkite, kad yra priedas, kurio stulpelyje “Required” įrašyta „YES“. Jei priedo nėra, spustelėkite «Previous page» ir įkelkite dokumentą.

Tada spustelėkite «Preview»

Basic information Production-related information Declaration information **Attachment Information**

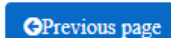
 Save **delete**

current state : saved

Attachment information

Tips:*.jpg|.jpeg|.gif|.png|.bmp|.pdf files can be uploaded. The size of single file cannot be exceed 4MB.

Order No.	Attachment type	Required	Attachment name	Operation
1	Licensed production certificate issued by the competent authority of the country (region)	Yes	248_explanation_CN.pdf	Delete Download
2	Product photo	Yes	248_explanation_EN.pdf	Delete Download
3	Declaration of the manufacturer	Yes	248_explanation_EN.pdf	Delete Download
4	Processing flow chart	No	248_explanation_EN.pdf	Delete Download

 Previous page

Preview

Registracija per cifer.SINGLEWINDOW

46) „Attachment information“

Matoma visą informaciją. Prašome dar kartą viską patikrinti.

Spustelėkite «Submit»

[declaration of manufactuer](#)

*Please download the [enterprise declaration](#), and sign as required,upload scanned copy

[Upload attachments](#)

[Attachment information](#)

Tips:*.jpg|*.jpeg|*.gif|*.png|*.bmp|*.pdf files can be uploaded. The size of single file cannot be exceed 4MB.

Order No.	Attachment type	Required	Attachment name	Operation
1	Licensed production certificate issued by the competent authority of the country (region)	Yes	248_explanation_CN.pdf	Delete Download
2	Product photo	Yes	248_explanation_EN.pdf	Delete Download
3	Declaration of the manufacturer	Yes	248_explanation_EN.pdf	Delete Download
4	Processing flow chart	No	248_explanation_EN.pdf	Delete Download

[Submit](#)

[Return](#)

Registracija per cifer.SINGLEWINDOW

47) Spustelėję „Submit“ pateikiate ir deklaruojate savo produktą Bendrajai muitinės administracijai (GACC). Laukiate GACC sprendimo (nuo 4 dienų iki 2 savaičių).

1 situacija – GACC patvirtino jūsų užklausą, gaunate Kinijos registracijos numerį (CLTU*****).

2 situacija. Jei GACC netenkina pateikta informacija, jie gali grąžinti deklaraciją ir paprašyti pataisyti arba papildyti informaciją. Pakeiskite ir kreipkitės dėl pakartotinio deklaravimo.

3 situacija. Jei GACC netenkina pateikta informacija, jie grąžina deklaraciją ir atsisako registruoti. Galite patikrinti priežastis dėl klaidų. Tokiu atveju pradinės deklaracijos keisti ir pateikti pakartotinai negalima, tačiau galite kurti naują.

Registracija per cifer.SINGLEWINDOW

48) Norėdami matyti užklausos būseną, spustelėkite «Intergrated query» ir «Application form query».



The screenshot shows the website interface for China Import Food Enterprise Registration. The top navigation bar includes the logo and text in Chinese and English. The left sidebar menu is open, with 'Intergrated query' highlighted by a red circle. The main content area displays a 'System Announcements' section with a table of notices.

标题	发布日期	发布者
关于保障进出口企业权益的重要通知	2020/09/23	中国电子口岸数据中心
重要通知	2018/11/30	中国电子口岸数据中心

Registracija per cifer.SINGLEWINDOW

49) Kai informaciją patvirtins GACC, Kinijos registracijos numeris bus rodomas 3 stulpelyje „Registration number“. Registracijos numeris turėtų prasidėti CLTU ir 14 skaitmenų.

Pastaba. Negausite jokio el. laiško, kuriame būtų pranešta, kad buvo priskirtas registracijos numeris

Application form query

Application information management

Application type: whole

Application time from: []

Application time to: []

Product category: []

Query Reset

Order...	Application serial ...	Registration num...	Application time	Product category	Application type	Application status	Customs receipt	Institutional receipt	Data location	Operation
1	OPT202100000005508	-	2021-11-15 22:31:03	Protein and its derivatives	Registration application	Enterprise temporary storage	Examine	Examine	Enterprise	Examine
2	OPT202100000005506	-	2021-11-15 22:30:34	Jellies	Registration application	Enterprise temporary storage	Examine	Examine	Enterprise	Examine
3	OPT202100000005502	-	2021-11-15 22:27:56	Strains for food processing	Registration application	Enterprise temporary storage	Examine	Examine	Enterprise	Examine
4	OPT202100000005500	-	2021-11-15 22:24:19	Brewing ingredients	Registration application	Enterprise temporary storage	Examine	Examine	Enterprise	Examine
5	OPT202100000005498	-	2021-11-15 22:23:01	Puffed food	Registration application	Enterprise temporary storage	Examine	Examine	Enterprise	Examine

Registracija per cifer.SINGLEWINDOW

50) Galite sekti būseną, stebėdami 7-9 stulpelius. Ten pamatysite, ar paraiška pateikta sėkmingai ar ne, ar reikalingas papildymas ir/ar pataisymas.

Pastaba: jei 7 stulpelyje „Application status“ parašyta „Enterprise temporary storage“, reikia, kad nepateiktė failo GACC. Tokiu atveju spustelėkite «Examine» ir pateikite. Jei reikia papildyti ir taisyti, taip pat spustelėkite «Examine» redaguokite trūkstamą / neteisingą informaciją ir pateikite iš naujo.

◀ 首页 Application form query ▶▶

Application information manafement

Application type: whole

Application time from:

Application time to:

Product category:

Orde...	Application serial ...	Registration num...	Application time	Product category	Application type	Application status	Customs receipt	Institutional receipt	Data location	Operation
1	OPT202100000005508	-	2021-11-15 22:31:03	Protein and its derivatives	Registration application	Enterprise temporary storage	Examine	Examine	Enterprise	<input type="button" value="Examine"/>
2	OPT202100000005506	-	2021-11-15 22:30:34	Jellies	Registration application	Enterprise temporary storage	Examine	Examine	Enterprise	<input type="button" value="Examine"/>
3	OPT202100000005502	-	2021-11-15 22:27:56	Strains for food processing	Registration application	Enterprise temporary storage	Examine	Examine	Enterprise	<input type="button" value="Examine"/>
4	OPT202100000005500	-	2021-11-15 22:24:19	Brewing ingredients	Registration application	Enterprise temporary storage	Examine	Examine	Enterprise	<input type="button" value="Examine"/>
5	OPT202100000005498	-	2021-11-15 22:23:01	Puffed food	Registration application	Enterprise temporary storage	Examine	Examine	Enterprise	<input type="button" value="Examine"/>

Registracija per cifer.SINGLEWINDOW

Kai gausite kinų registracijos numerį, galėsite matyti tikslų galiojimo laikotarpį. Registracijos galiojimo laikas yra 5 metai nuo Kinijos valdžios institucijų patvirtinimo

Registracijos atnaujinimas / pratęsimas: pateikite naują registracijos prašymą CIFER, kad Kinijos valdžios institucijos ją gautų per 3–6 mėnesius iki registracijos galiojimo pabaigos.

Prašome kuo greičiau pateikti savo pirmąją registraciją per CIFER

Ženklinimas

Visoms kategorijoms, išskyrus mėsos gaminius, žuvininkystės produktus ir specialius dietinius produktus (dekreto 249, 30 str.):

Nėra jokių specialių taisyklių dėl registracijos numerių dydžio ir formato etiketėje, jei tai atitinka Kinijos maisto saugos įstatymus.

Muitinės sandėliuose ant pakuočių gali būti klijuojami registracijos numeriai (lipdukai).

Etiketė turi atitikti gaminių, pagamintų po 2022 m. sausio mėn., ženklinimo reikalavimus.